

Reimage America, Inc

Site #: Allstate 001

Survey Date: 00-00-00

Name: Allstate

Address: 123 Anyplace St

City, St, Zip: Somewhere, ST. 12345

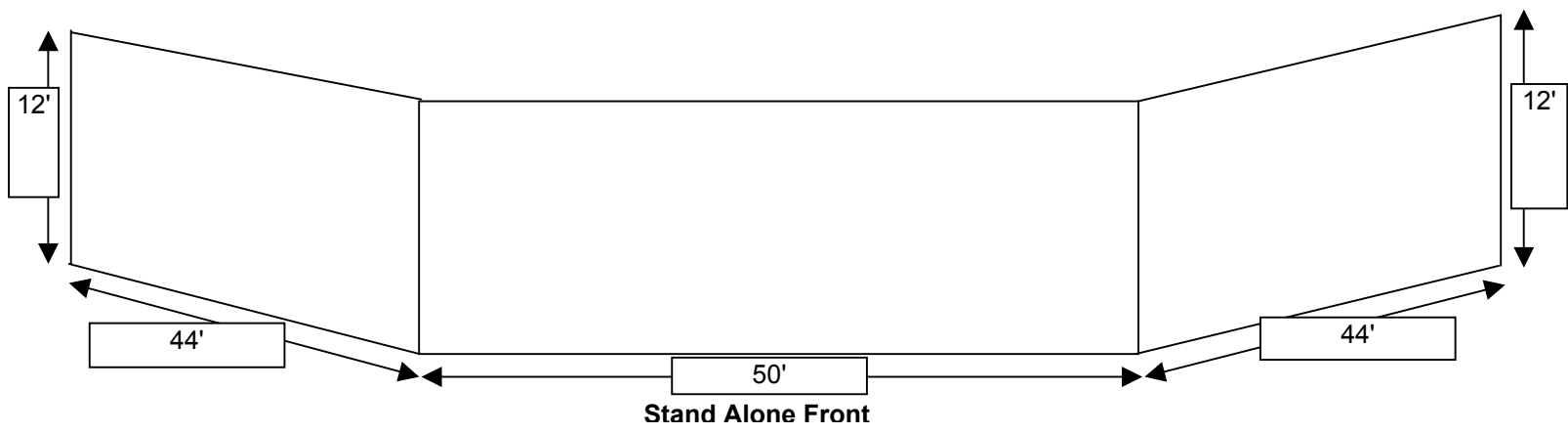


Reimage America, Inc

Site #:	Allstate 001	Elevation Form			
Name:	Allstate	Building Material:	(Dryvit / Brick / Metal / Block / Wood / Concrete)	Access behind Wall?	Yes / No
Address:	123 Anyplace St	Fascia Material:	(Dryvit / Brick / Metal / Block / Wood / Concrete)	Roll-up Gate Present?	Yes / No
City:	Somewhere	St. ST.	Zip:	12345	Is Electrical Present?

**** SPECIAL NOTICE - see back for details - YES / NO**



Surveyor Name:	Mike Winton	Survey Date:	00-00-00-
-----------------------	-------------	---------------------	-----------




Reimage America, Inc

Site #:	Allstate 001	Letter Sets		
Name:	Allstate	Surveyor Name:	Mike Winton	
Address:	123 Anyplace	Survey Date:	00-00-00	
City:	Somewhere	St. ST.	Zip:	12345

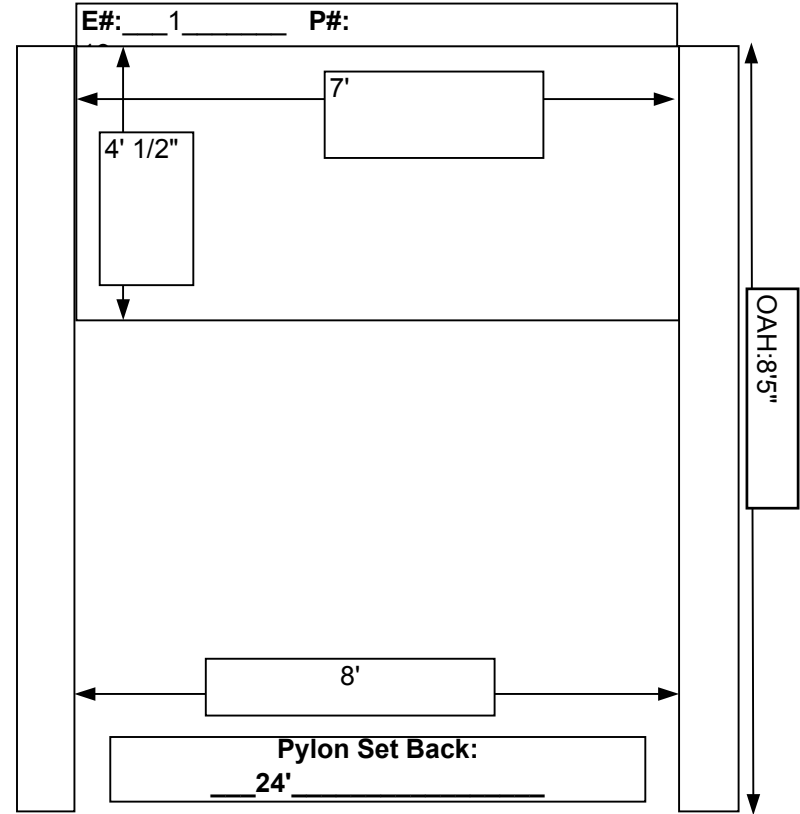

** SPECIAL NOTICE - see back for details - YES / NO

<div style="border: 1px solid black; padding: 2px; margin-bottom: 5px;">E#</div> 	<table style="width: 100%; border-collapse: collapse;"> <tr><td style="border-bottom: 1px solid black;">Letter Set Size(hXwXd)</td><td style="border-bottom: 1px solid black;">_____</td></tr> <tr><td style="border-bottom: 1px solid black;">Tallest Letter Size (h)</td><td style="border-bottom: 1px solid black;">_____</td></tr> <tr><td style="border-bottom: 1px solid black;">8' 2" X 7'</td><td style="border-bottom: 1px solid black;">_____</td></tr> <tr><td style="border-bottom: 1px solid black;">Wall Area (hXw)</td><td style="border-bottom: 1px solid black;">8' 2" X 7' 2"</td></tr> <tr><td style="border-bottom: 1px solid black;">Letter Type</td><td style="border-bottom: 1px solid black;">_____</td></tr> <tr><td style="border-bottom: 1px solid black;">Letter Material</td><td style="border-bottom: 1px solid black;">_____</td></tr> <tr><td style="border-bottom: 1px solid black;">Raceway</td><td style="border-bottom: 1px solid black;">_____</td></tr> <tr><td style="border-bottom: 1px solid black;">Raceway Color</td><td style="border-bottom: 1px solid black;">_____</td></tr> <tr><td style="border-bottom: 1px solid black;">Illuminated</td><td style="border-bottom: 1px solid black;">_____</td></tr> <tr><td style="border-bottom: 1px solid black;">How Mounted?</td><td style="border-bottom: 1px solid black;">_____</td></tr> <tr><td style="border-bottom: 1px solid black;">Siding</td><td style="border-bottom: 1px solid black;">_____</td></tr> <tr><td style="border-bottom: 1px solid black;">Building Fascia Material</td><td style="border-bottom: 1px solid black;">Siding</td></tr> </table>	Letter Set Size(hXwXd)	_____	Tallest Letter Size (h)	_____	8' 2" X 7'	_____	Wall Area (hXw)	8' 2" X 7' 2"	Letter Type	_____	Letter Material	_____	Raceway	_____	Raceway Color	_____	Illuminated	_____	How Mounted?	_____	Siding	_____	Building Fascia Material	Siding	<div style="border: 1px solid black; padding: 2px; margin-bottom: 5px;">E#</div> 
Letter Set Size(hXwXd)	_____																									
Tallest Letter Size (h)	_____																									
8' 2" X 7'	_____																									
Wall Area (hXw)	8' 2" X 7' 2"																									
Letter Type	_____																									
Letter Material	_____																									
Raceway	_____																									
Raceway Color	_____																									
Illuminated	_____																									
How Mounted?	_____																									
Siding	_____																									
Building Fascia Material	Siding																									

<div style="border: 1px solid black; padding: 2px; margin-bottom: 5px;">E#</div> 	<table style="width: 100%; border-collapse: collapse;"> <tr><td style="border-bottom: 1px solid black;">Letter Set Size(hXwXd)</td><td style="border-bottom: 1px solid black;">_____</td></tr> <tr><td style="border-bottom: 1px solid black;">Tallest Letter Size (h)</td><td style="border-bottom: 1px solid black;">_____</td></tr> <tr><td style="border-bottom: 1px solid black;">Wall Area (hXw)</td><td style="border-bottom: 1px solid black;">_____</td></tr> <tr><td style="border-bottom: 1px solid black;">Letter Type</td><td style="border-bottom: 1px solid black;">_____</td></tr> <tr><td style="border-bottom: 1px solid black;">Letter Material</td><td style="border-bottom: 1px solid black;">_____</td></tr> <tr><td style="border-bottom: 1px solid black;">Raceway</td><td style="border-bottom: 1px solid black;">_____</td></tr> <tr><td style="border-bottom: 1px solid black;">Raceway Color</td><td style="border-bottom: 1px solid black;">_____</td></tr> <tr><td style="border-bottom: 1px solid black;">Illuminated</td><td style="border-bottom: 1px solid black;">_____</td></tr> <tr><td style="border-bottom: 1px solid black;">How Mounted?</td><td style="border-bottom: 1px solid black;">_____</td></tr> <tr><td style="border-bottom: 1px solid black;">Building Fascia Material</td><td style="border-bottom: 1px solid black;">_____</td></tr> </table>	Letter Set Size(hXwXd)	_____	Tallest Letter Size (h)	_____	Wall Area (hXw)	_____	Letter Type	_____	Letter Material	_____	Raceway	_____	Raceway Color	_____	Illuminated	_____	How Mounted?	_____	Building Fascia Material	_____	<div style="border: 1px solid black; padding: 2px; margin-bottom: 5px;">E#</div> <div style="border: 2px solid black; height: 100px; width: 100%;"></div>
Letter Set Size(hXwXd)	_____																					
Tallest Letter Size (h)	_____																					
Wall Area (hXw)	_____																					
Letter Type	_____																					
Letter Material	_____																					
Raceway	_____																					
Raceway Color	_____																					
Illuminated	_____																					
How Mounted?	_____																					
Building Fascia Material	_____																					

Reimage America, Inc

Site #:	Allstate 001				
Name:	Allstate			Surveyor Name:	Mike Winton
Address:	123 Anyplace St.			Survey Date:	00-00-00
City:	Somewhere	St. ST.	Zip:	12345	** SPECIAL NOTICE - see back for details - YES / NO



Are Measurements estimated? No		1
Cabinet Size:	<u>4' 1/2" x 7'</u>	S. Face or D. Face: <u>d.f.</u>
Retainer Size	<u>1" TUBING</u>	Face Material: <u>Metal</u>
Cabinet Depth:	<u>1"</u>	(Plex / Pan-A-Flex / Alum / Wood)
Visible Opening:	<u>3' 10 1/2" x 6' 10"</u>	Embossed: <u>No</u>
Overall Height:	<u>8' 5"</u>	Pan Faced: <u>No</u>
Face Recessed Size:	<u>N/A</u>	Illuminated: <u>No</u>
Letter Type:	<u>N/A</u>	Voltage: <u>N/A</u>
(Vinyl / Routed / Plex / Silk-Screen)		Radius Measurement: <u>N/A</u>

Are Measurements estimated? Yes / No		E# _____
Cabinet Size:	_____	S. Face or D. Face: _____
Retainer Size	_____	Face Material: _____
Cabinet Depth:	_____	(Plex / Pan-A-Flex / Alum / Wood)
Visible Opening:	_____	Embossed: <u>Yes / No</u>
Overall Height:	_____	Pan Faced: <u>Yes / No</u>
Face Recessed Size:	_____	Illuminated: <u>Yes / No</u>
Letter Type:	_____	Voltage: _____
(Vinyl / Routed / Plex / Silk-Screen)		Radius Measurement: _____

Are Measurements estimated? Yes / No		E# _____
Cabinet Size:	_____	S. Face or D. Face: _____
Retainer Size	_____	Face Material: _____
Cabinet Depth:	_____	(Plex / Pan-A-Flex / Alum / Wood)
Visible Opening:	_____	Embossed: <u>Yes / No</u>
Overall Height:	_____	Pan Faced: <u>Yes / No</u>
Face Recessed Size:	_____	Illuminated: <u>Yes / No</u>
Letter Type:	_____	Voltage: _____
(Vinyl / Routed / Plex / Silk-Screen)		Radius Measurement: _____

Reader Board Information Only:

Letter Insert Size: _____	# of Tracks: _____
Letter Font Size: _____	Cabinet Size: _____

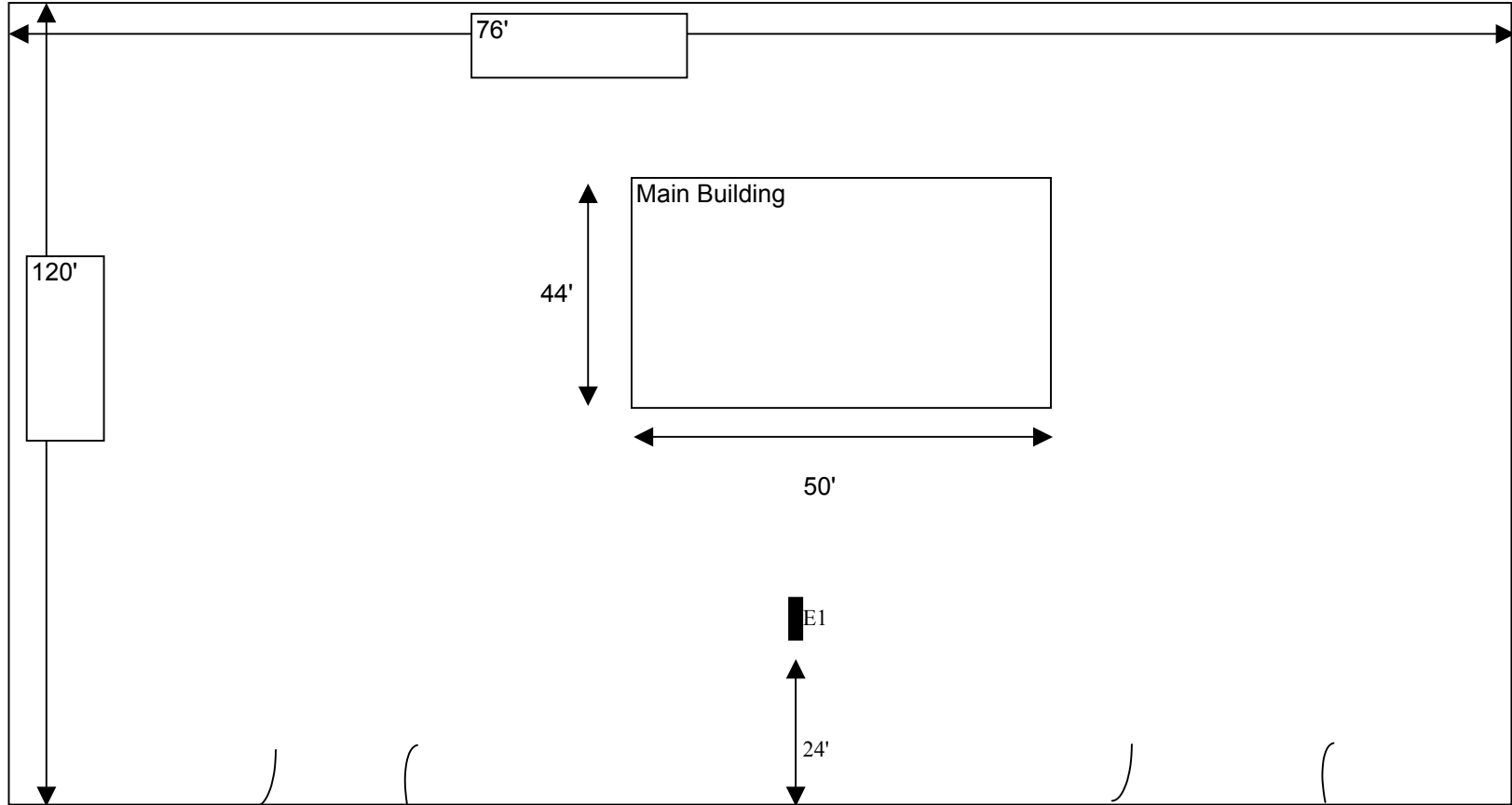
Are Measurements estimated? Yes / No **E#** _____

Retainer Size: _____	Pan Faced: <u>Yes / No</u>
Visible Opening: _____	Illuminated: <u>Yes / No</u>

Reimage America, Inc

Site #:	Allstate 001		
Name:	Allstate	Surveyor Name:	Mike Winton
Address:	123 Anyplace St.		Survey Date: 00-00-00
City:	Somewhere	St. ST.	Zip: 12345

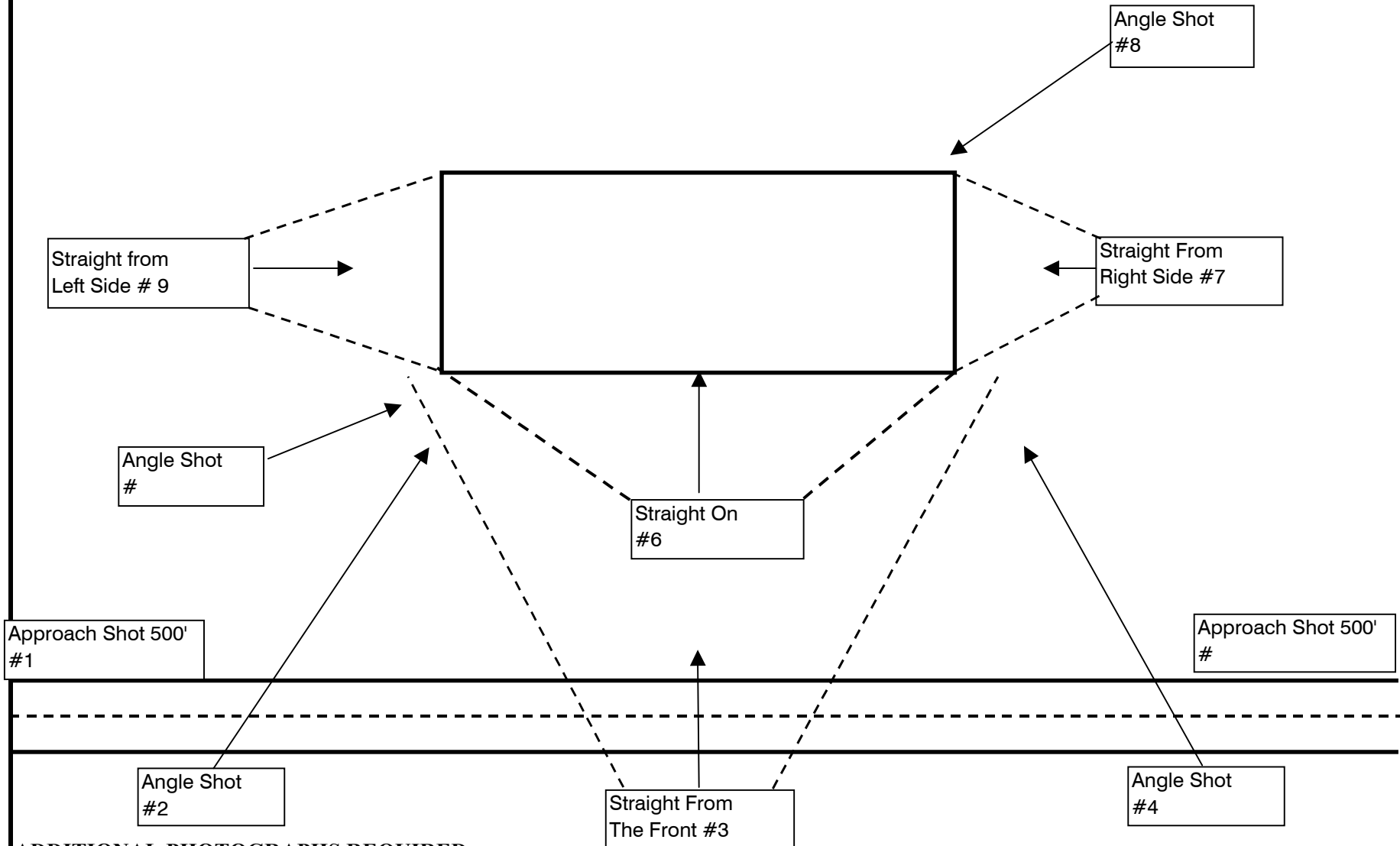
** SPECIAL NOTICE - see back for details - YES / NO



Instructions for Site Plan: Give the Street Name, Street Type (One Way, Two Way, Divided), and Number of Lanes, for each street(s) that borders the Site property. Give the Measurement of the Building and indicate the location of the entrance doors into the Building, and mark the existing sign locations on building. Indicate the location of each Pylon / Monument / Tenant Panel / Cabinet, on the property. Indicate the location of all entrances into the parking lot from the street(s). Draw an arrow indicating which way is North. Enter setback to curb for Pylons, Monuments, and tenant Panels. Show all Signs on the Building, and property using the corresponding sign number (i.e. E1, E2, E3, etc...). Show a Photo # of each elevation and an approaching shot from each direction by showing photo # in a circle. Mark with "X" recommendations for new sign locations, if required.

Reimage America, Inc

Site #:	Allstate 001	Photo Angles			
Name:	Allstate	Surveyor Name:	Mike Winton		
Address:	123 Anyplace St.		Survey Date:	00-00-00	
City:	Somewhere	ST. ST.	Zip:	12345	



ADDITIONAL PHOTOGRAPHS REQUIRED

- ✓ All building exterior signage, straight-on ground to sky, straight-on close-up, angle shot showing cabinet depth, mounting, retainer, and face.
- ✓ All pylon and monument signs, straight-on ground to sky, straight-on close-up, angle shot showing cabinet depth, mounting, retainer, and face.
- ✓ A straight-on ground to sky, of each directional (make sure to photograph both sides of all ground signs, pylons, monuments, directionals etc...)